

[MS-RGDI]: Remote GDI+ (RGDI) Binary Stream Format

Intellectual Property Rights Notice for Open Specifications Documentation

- **Technical Documentation.** Microsoft publishes Open Specifications documentation for protocols, file formats, languages, standards as well as overviews of the interaction among each of these technologies.
- **Copyrights.** This documentation is covered by Microsoft copyrights. Regardless of any other terms that are contained in the terms of use for the Microsoft website that hosts this documentation, you may make copies of it in order to develop implementations of the technologies described in the Open Specifications and may distribute portions of it in your implementations using these technologies or your documentation as necessary to properly document the implementation. You may also distribute in your implementation, with or without modification, any schema, IDL's, or code samples that are included in the documentation. This permission also applies to any documents that are referenced in the Open Specifications.
- **No Trade Secrets.** Microsoft does not claim any trade secret rights in this documentation.
- **Patents.** Microsoft has patents that may cover your implementations of the technologies described in the Open Specifications. Neither this notice nor Microsoft's delivery of the documentation grants any licenses under those or any other Microsoft patents. However, a given Open Specification may be covered by Microsoft [Open Specification Promise](#) or the [Community Promise](#). If you would prefer a written license, or if the technologies described in the Open Specifications are not covered by the Open Specifications Promise or Community Promise, as applicable, patent licenses are available by contacting iplg@microsoft.com.
- **Trademarks.** The names of companies and products contained in this documentation may be covered by trademarks or similar intellectual property rights. This notice does not grant any licenses under those rights.
- **Fictitious Names.** The example companies, organizations, products, domain names, email addresses, logos, people, places, and events depicted in this documentation are fictitious. No association with any real company, organization, product, domain name, email address, logo, person, place, or event is intended or should be inferred.

Reservation of Rights. All other rights are reserved, and this notice does not grant any rights other than specifically described above, whether by implication, estoppel, or otherwise.

Tools. The Open Specifications do not require the use of Microsoft programming tools or programming environments in order for you to develop an implementation. If you have access to Microsoft programming tools and environments you are free to take advantage of them. Certain Open Specifications are intended for use in conjunction with publicly available standard specifications and network programming art, and assumes that the reader either is familiar with the aforementioned material or has immediate access to it.

Revision Summary

Date	Revision History	Revision Class	Comments
08/07/2009	0.1	Major	First release.
11/06/2009	0.1.1	Editorial	Revised and edited the technical content.
03/05/2010	0.2	Minor	Updated the technical content.
04/21/2010	0.2.1	Editorial	Revised and edited the technical content.
06/04/2010	0.2.2	Editorial	Revised and edited the technical content.
09/03/2010	0.2.3	Editorial	Changed language and formatting in the technical content.
02/09/2011	0.2.3	No change	No changes to the meaning, language, or formatting of the technical content.
07/07/2011	0.2.3	No change	No changes to the meaning, language, or formatting of the technical content.
11/03/2011	0.2.3	No change	No changes to the meaning, language, or formatting of the technical content.
01/19/2012	0.2.3	No change	No changes to the meaning, language, or formatting of the technical content.
02/23/2012	0.2.3	No change	No changes to the meaning, language, or formatting of the technical content.
03/27/2012	0.2.3	No change	No changes to the meaning, language, or formatting of the technical content.
05/24/2012	0.2.3	No change	No changes to the meaning, language, or formatting of the technical content.
06/29/2012	0.2.3	No change	No changes to the meaning, language, or formatting of the technical content.
07/16/2012	0.2.3	No change	No changes to the meaning, language, or formatting of the technical content.
10/08/2012	0.2.3	No change	No changes to the meaning, language, or formatting of the technical content.

Contents

1	Introduction	5
1.1	Glossary	5
1.2	References	6
1.2.1	Normative References	7
1.2.2	Informative References	7
1.3	Structure Overview (Synopsis)	7
1.3.1	Remote GDI+ Binary Stream Format Content	8
1.3.2	Byte Ordering	8
1.3.3	Organization of this Document	8
1.4	Relationship to Protocols and Other Structures	9
1.5	Applicability Statement	9
1.6	Versioning and Localization	9
1.7	Vendor-Extensible Fields	9
2	Structures	10
2.1	Introduction	10
2.1.1	Simple Data Type Structures	10
2.1.1.1	Writing Strings to an RGDI Stream	10
2.1.1.2	Writing the Length Value of a String to an RGDI Stream	10
2.1.1.3	Reading Strings from an RGDI stream	11
2.2	RGDI Structures	11
2.2.1	Stream	11
2.2.2	StreamHeader	12
2.2.3	PageHeader	13
2.2.4	Structure	13
2.2.5	StructureHeader	14
2.2.6	Record	15
2.2.7	RecordContents	16
2.2.8	Function	16
2.2.9	DrawString	16
2.2.10	DrawRectangle	17
2.2.11	FillRectangle	18
2.2.12	DrawLine	19
2.2.13	FillPolygon	20
2.2.14	DrawImage	20
2.2.15	Point	21
2.2.16	PointArray	21
2.2.17	Rectangle	22
2.2.18	Brush	22
2.2.19	Pen	23
2.2.20	ShareableObject	23
2.2.21	NonSharedObject	24
2.2.22	SharedObjectContents	24
2.2.23	UseSharedObject	24
2.2.24	SharedObject	25
2.2.25	Font	25
2.2.26	Format	26
2.2.27	Image	27
2.2.28	InteractivityBlock	28
2.3	RGDI XML Elements	29

2.3.1	INTERACTION	31
2.3.1.1	INTERACTION.Item	31
2.3.2	Item (INTERACTION)	31
2.3.2.1	Item.Height	32
2.3.2.2	Item.Id	32
2.3.2.3	Item.Label	33
2.3.2.4	Item.Left	33
2.3.2.5	Item.Shape	33
2.3.2.6	Item.Top	34
2.3.2.7	Item.Type	34
2.3.2.8	Item.Width	34
2.3.2.9	Item.Action	35
2.3.2.10	Item.Vertices	35
2.3.3	Action	35
2.3.3.1	Action.Page	36
2.3.4	Vertices	36
2.3.4.1	Vertices.Point	37
2.3.5	Point	37
2.3.5.1	Point.X	37
2.3.5.2	Point.Y	37
2.3.6	BOOKMARKS	38
2.3.6.1	BOOKMARKS.Item	38
2.3.7	LABELS	38
2.3.7.1	LABELS.Item	39
2.3.8	Item (BOOKMARKS and LABELS)	39
2.3.8.1	Item.Left	39
2.3.8.2	Item.Top	40
2.3.9	FIXEDHEADERS	40
2.3.9.1	FIXEDHEADERS.FH	40
2.3.10	FH	40
2.3.10.1	FH.HHB	41
2.3.10.2	FH.ID	41
2.3.10.3	FH.VHL	41
2.3.10.4	FH.VHR	42
3	Structure Examples	43
3.1	Record	43
3.2	Actions Block	44
3.3	Bookmarks Block	45
3.4	Labels Block	45
3.5	FixedHeaders Block	46
4	Security Considerations	47
5	Appendix A: Product Behavior	48
6	Change Tracking	52
7	Index	53

1 Introduction

The Remote GDI+ (**RGDI**) Binary Stream Format Structure document [MS-RDGI] specifies the Remote GDI+ Stream Format. The RGDI Stream Format is a binary format that is produced by Microsoft SQL Server Reporting Services when communicating with viewer controls to offload some of the rendering work from the server to the client viewer control.

By using RGDI, the implementer can create custom report designers that will generate RGDI and can create custom report renderers that process and display RGDI to display **reports**. A client control that consumes RGDI must translate RGDI content to GDI+ objects and calls. RGDI works with only one page of report data at a time; each page is represented by an RGDI **stream**.

Sections 1.7 and 2 of this specification are normative and can contain the terms MAY, SHOULD, MUST, MUST NOT, and SHOULD NOT as defined in RFC 2119. All other sections and examples in this specification are informative.

1.1 Glossary

The following terms are defined in [\[MS-GLOS\]](#):

Augmented Backus-Naur Form (ABNF)
big-endian
little-endian
stream

The following terms are specific to this document:

action: An interactivity event in a **report**, such as a hyperlink, bookmark link, or drillthrough link, that is associated with an item in a report.

bookmark: An object that specifies an anchor that is used in a client user interface to assist with navigation, typically through hyperlinks. A bookmark link in a report sends the user to another location in the **report**.

brush: An object that is used to fill the interior of graphical shapes such as rectangles, ellipses, pies, polygons, and paths. A brush specifies a color with which to fill the shape.

fixed header: A column header or row header of a **table** or a **matrix** that remains displayed on a page even when a user scrolls part of the table or matrix off the page.

font: An object that defines the formatting of text. A font specifies a style (italic, bold, underline, strikethrough), a size, and a family (a font face). These styles describe how the text is drawn.

format: A set of flags that encapsulate text layout information such as alignment, text direction, and trimming.

hierarchy: A logical tree structure that organizes the members of a dimension so that each member has one and only parent member, and zero or more child members.

interactivity block: A structure that contains end-user interactivity data that is encoded in an XML document. The interactivity information includes the destinations of **labels** and **bookmarks** to jump to. It includes **actions** that specify a bookmark link, hyperlink, drillthrough, toggle, or sort. An interactivity block also includes information about how to render **fixed headers** for **tables** and **matrices**.

label: A text string that identifies a **report item** within the client UI in order to provide a user-friendly name for searching.

matrix: A **report item** and data region on a report layout that displays data in a variable columnar **format**.

pen: An object that is used to draw lines and curves. A pen has a color, a width, and a style. The style is a solid line, a dashed line, or a dotted line.

report: A report is defined by the SQL Server Report Definition Language (RDL).

report item: An object that exists on a report layout. A report item is one of the following types of objects: text box, line, rectangle, image, subreport, or data region. A data region is one of the following types of objects: list, **table**, **matrix**, **tablix**, chart, gauge panel, or map.

RGB color: The specification of a color in terms of the values of its red, green, and blue components.

RGDI: Remote GDI+ Binary Stream Format. A structured **stream** specification that is used to specify the rendering of a page of a **report** as a collection of GDI+ function calls.

shareable object: A structure that contains an inline **font**, **format**, or image object that is not shared, or a structure that contains a reference to a shared **font**, **format**, or image object in a **shared object** structure. A shareable object that contains a reference to an object saves space compared to a shareable object that contains an inline object.

shared object: A structure that contains a **font**, **format**, or image object, and that specifies a unique integer identifier that can be used to refer to the object. This means the object can be defined once and used many times. This saves space.

sort action: An **action** that sorts data in ascending or descending order and that causes the page to be re-rendered.

table: A **report item** and data region on a report layout that displays data in a fixed columnar **format**.

tablix: A data region that contains rows and columns that resemble a **table** or **matrix**, sometimes sharing characteristics of both.

toggle action: An **action** that results in a part of the report becoming hidden or visible. Typically, a toggle action is used to hide detail data to show only summary data.

useable area: The area that remains on a page after the margins, page header, and page footer are removed.

virtual structure: A structure that specifies the structure types that can be used to define a field in the parent structure.

MAY, SHOULD, MUST, SHOULD NOT, MUST NOT: These terms (in all caps) are used as described in [\[RFC2119\]](#). All statements of optional behavior use either MAY, SHOULD, or SHOULD NOT.

1.2 References

References to Microsoft Open Specifications documentation do not include a publishing year because links are to the latest version of the documents, which are updated frequently. References to other documents include a publishing year when one is available.

1.2.1 Normative References

We conduct frequent surveys of the normative references to assure their continued availability. If you have any issue with finding a normative reference, please contact dochelp@microsoft.com. We will assist you in finding the relevant information. Please check the archive site, <http://msdn2.microsoft.com/en-us/library/E4BD6494-06AD-4aed-9823-445E921C9624>, as an additional source.

[RFC2119] Bradner, S., "Key words for use in RFCs to Indicate Requirement Levels", BCP 14, RFC 2119, March 1997, <http://www.ietf.org/rfc/rfc2119.txt>

[RFC2781] Hoffman, P., and Yergeau, F., "UTF-16, an encoding of ISO 10646", RFC 2781, February 2000, <http://www.ietf.org/rfc/rfc2781.txt>

[RFC5234] Crocker, D., Ed., and Overell, P., "Augmented BNF for Syntax Specifications: ABNF", STD 68, RFC 5234, January 2008, <http://www.ietf.org/rfc/rfc5234.txt>

[XML10] World Wide Web Consortium, "Extensible Markup Language (XML) 1.0 (Third Edition)", February 2004, <http://www.w3.org/TR/REC-xml>

1.2.2 Informative References

[MS-GLOS] Microsoft Corporation, "[Windows Protocols Master Glossary](#)".

[MSDN-GDI+] Microsoft Corporation, "GDI+", <http://msdn.microsoft.com/en-us/library/ms533798.aspx>

[MSDN-StreamClass] Microsoft Corporation, "System.IO Stream Class", <http://msdn.microsoft.com/en-us/library/system.io.stream.aspx>

[MS-RDL200501] Microsoft Corporation, "Report Definition Schema", <http://schemas.microsoft.com/sqlserver/reporting/2005/01/reportdefinition>

[MS-RDL200801] Microsoft Corporation, "Report Definition Language (RDL) 2008", <http://schemas.microsoft.com/sqlserver/reporting/2008/01/reportdefinition>

[MS-RDLS05SPEC] Microsoft Corporation, "Report Definition Language Specification", November 2005, <http://download.microsoft.com/download/c/2/0/c2091a26-d7bf-4464-8535-dbc31fb45d3c/rdlNov05.pdf>.

[MS-RDLS08SPEC] Microsoft Corporation, "Report Definition Language Specification", July 2008: http://download.microsoft.com/download/6/5/7/6575f1c8-4607-48d2-941d-c69622e11c32/RDL_spec_08.pdf.

1.3 Structure Overview (Synopsis)

This document specifies the stream format for Remote GDI+ (RGDI), a binary stream format that is used to represent metadata for graphically rendering a single page of a report. Binary stream formats are discussed in [\[MSDN-StreamClass\]](#). The stream is described by a collection of nested structures. A structure can contain information about the type of the structure as well as type-specific fields that further specify the structure content. Additionally, some structures specify information that is encoded in an XML document, as specified in [\[XML10\]](#). The structures of these XML documents are described in this document.

For a more detailed overview of specific stream architecture and content, see section [2](#).

1.3.1 Remote GDI+ Binary Stream Format Content

The Remote GDI+ (RGDI) binary stream format consists primarily of the following kinds of information:

- **Report rendering layout:** Instructions that specify which GDI+ [\[MSDN-GDI+\]](#) graphics functions to call and what their arguments are. This information is used to render a page of a report. RGDI renders by using calls to six GDI+ functions. These functions are **DrawString**, **DrawRectangle**, **FillRectangle**, **DrawLine**, **FillPolygon**, and **DrawImage**.
- **End-user interactivity data:** Information about the kinds of end-user interactivity to make available in the rendered report, including **label** and **bookmark** destinations and **actions** that specify a bookmark link, hyperlink, drillthrough, **toggle action**, or **sort action**. Information about how to render **fixed headers** for a **table**, a **matrix**, or a **tablix** is also included in the end-user interactivity data.

1.3.2 Byte Ordering

Some computer architectures order bytes in a binary word from left to right, which is called **big-endian**. This documentation uses big-endian bit diagrams. Other architectures order bytes in a binary word from right to left, which is called **little-endian**. The underlying stream format structures and fields are little-endian.

Using big-endian and little-endian methods, the number 0x12345678 would be stored as shown in the following table.

Byte order	Byte 0	Byte 1	Byte 2	Byte 3
Big-endian	0x12	0x34	0x56	0x78
Little-endian	0x78	0x56	0x34	0x12

Unless otherwise specified, all data in files of the type that this document specifies are stored in little-endian format.

1.3.3 Organization of this Document

Section [2](#) of this document contains overviews of high-level concepts that are followed by more detailed concepts. Section 2.1, in particular, specifies higher-level concepts that are required to understand the remainder of the document. This section should be read before reading the remainder of section 2.

Section [2.1](#) specifies the structures and concepts that are used to organize and structure an RGDI stream.

Section [2.2](#) specifies the details of each RGDI structure that can be included in an RGDI stream.

Section [2.3](#) specifies the details of each XML element that can be included in an RGDI stream.

Section [3](#) provides specific examples that illustrate the concepts, RGDI structures, and XML elements of the RGDI stream format.

Section [4](#) does not apply to RGDI.

Section [5](#) is a list of version-specific behaviors. This section is not intended to be read by itself, but is to be understood in the context of the specifications in section [2](#). Specifications in section [2](#) provide links to relevant items in section [5](#).

1.4 Relationship to Protocols and Other Structures

The RGDI Binary Stream Format is a stream that uses UTF-16 encoding of Unicode characters as specified in [\[RFC2781\]](#).

In addition to other file formats, RGDI can be used as a protocol for reports that are created in Report Definition Language (RDL). The schema of the Report Definition Language is defined in [\[MS-RDL2008Schema\]](#).

For more information about RDL, see [\[MS-RDL2005Schema\]](#), [\[MS-RDLS05Spec\]](#), and [\[MS-RDLS08Spec\]](#).

The two protocols that carry RGDI are HTTP and the Report Server ReportExecution web service [\[MS-RSWSRE2005\]](#).

1.5 Applicability Statement

The Remote GDI+ (RGDI) Binary Stream Format is applicable for use as a protocol to allow custom report designers to create rendering instructions in RGDI and to allow custom report renderers to process and display these rendering instructions to display reports.

1.6 Versioning and Localization

This document describes versioning issues in the following areas:

Structure Versions: There is one version of the Remote GDI+ (RGDI) Binary Stream Format, unless specified as Remote GDI+ (RGDI) 2005 Binary Stream Format in this document. Microsoft SQL Server 2005 Reporting Services and Microsoft SQL Server 2008 Reporting Services can produce and consume both formats.

Localization: There are no localization-dependent structures in the RGDI Binary Stream Format.

1.7 Vendor-Extensible Fields

None.

2 Structures

2.1 Introduction

RGDI is a binary stream format that is composed of a collection of nested RGDI structures (described in section [2.2](#)). A structure can contain information about the type of the structure as well as type-specific fields that further specify the structure content.

This section describes each RGDI structure, its structure type, the fields contained within the structure, and the structures that are contained within those fields. Additionally, some fields contain information that is encoded in XML documents. This section describes the full structure of these XML documents.

Each RGDI binary stream that contains the report rendering information that is required to describe a page of a report **MUST** be written as a series of nested RGDI structures that preserve the report **hierarchy**. The left and top properties of an item are absolute measurements in the **useable area** of the page. To optimize space, some structures are shared between **report items** so that they are written only once.

This document uses **Augmented Backus-Naur Form (ABNF)** as specified in [\[RFC5234\]](#) to specify the sequence of fields for RGDI structures.

2.1.1 Simple Data Type Structures

Data type	Description format
Byte	Represents an 8-bit (1-byte) byte.
UInt16	Represents a 16-bit (2-byte) unsigned short integer.
Int32	Represents a 32-bit (4-byte) signed integer.
Float	Represents a 32-bit (4-byte) single-precision floating point value.
Boolean	Represents an 8-bit (1-byte) logical Boolean type value. This value MUST be true (1) or false (0).
String	All strings in the protocol MUST be UNICODE UTF-16. By default, all strings start with the length of the string. Strings are represented in the protocol as an array of bytes, and the number of bytes MUST be equal to the number of characters in the string multiplied by two.

2.1.1.1 Writing Strings to an RGDI Stream

Strings are written as a length-prefixed string to the RGDI stream by using UTF-16 encoding as specified in [\[RFC2781\]](#). After the length of the strings is written, the current position of the stream is advanced in accordance with the encoding and with the specific characters that are being written to the stream.

2.1.1.2 Writing the Length Value of a String to an RGDI Stream

The length of a string is written to the RGDI stream seven bits at a time, starting with the seven least-significant bits. The high bit of a byte indicates whether there are more bytes to be written after the current byte.

If a value fits in seven bits, it takes only one byte of space. If a value does not fit in seven bits, the high bit is set on the first byte and is written out. The value is then shifted by seven bits and the next byte is written.

The process of writing to the RGDI stream seven bits at a time is repeated until the entire integer has been written.

2.1.1.3 Reading Strings from an RGDI stream

Strings are prefixed by their length, which is an integer that is encoded by using the rules that are specified in section [2.1.1.2](#).

2.2 RGDI Structures

This section defines RGDI structures and their associated grammar. Every structure includes the following items:

- A definition of the structure.
- The ABNF grammar for the structure.
- A bit diagram of the structure.
- Definitions of all fields contained within the structure, including the sizes of all related structures. Fields following a variable length field can be unaligned; that is, these fields can start on an even or an odd byte boundary from the beginning of the structure.

An entire RGDI stream is represented by the top-level (root) structure, which is the **Stream** structure. This structure contains a sequence of **Structure** structures that correspond to the top-level report items in a report. Within these **Structure** structures are the GDI+ function calls and arguments that specify how the corresponding report item of the report is to be rendered.

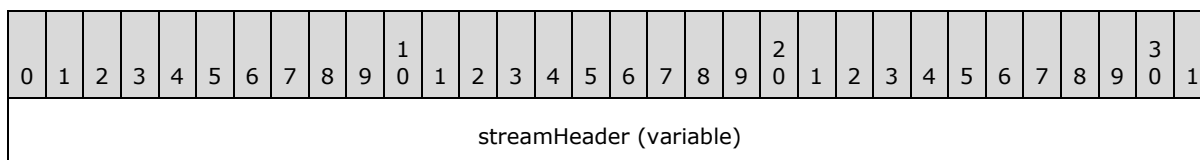
In addition to GDI+ function calls, the **Structure** structures can contain **shared objects**, which serve as arguments to the GDI+ functions. **Structure** structures can also contain nested **Structure** structures, which correspond to rendering instructions for child report items of a parent report item within the report item hierarchy.

Following the sequence of **Structure** structures are zero or more **InteractivityBlock** structures. The **interactivity blocks** describe the end-user interactivity data in the report such as hyperlinks, bookmark links, drillthrough links, sort actions, toggle actions, or fixed header information that is associated with an item in a report. The content of the interactivity blocks is in a byte array, which contains an XML document. The structures of these XML documents are defined in section [2.3](#).

2.2.1 Stream

The **Stream** structure is the root structure of the Remote GDI+ (RGDI) stream, and it specifies the contents of the stream in its entirety. There MUST be only one **Stream** structure in the stream.

```
Stream = StreamHeader PageHeader *Structure structuresEnd *InteractivityBlock blocksEnd
```



...	
pageHeader	
...	
structures (variable)	
...	
structuresEnd	interactivityBlocks (variable)
...	
blocksEnd	

streamHeader (variable): A [StreamHeader](#) structure that specifies the type of the stream and version information.

pageHeader (8 bytes): A [PageHeader](#) structure that specifies the width and height of a page of the report.

structures (variable): An array of [Structure](#) structures that specifies the objects of the report to be rendered.

structuresEnd (1 byte): A byte field that specifies a delimiter to mark the end of the structures part of the **Stream** structure and to mark the beginning of the interactivity blocks. The value of this field MUST be "0xFF".

interactivityBlocks (variable): An array of [InteractivityBlock](#) structures that specify the actions, bookmarks, labels, and fixed headers on a report page. There MUST be no more than one **InteractivityBlock** structure for each of the four types of interactivity blocks: actions, bookmarks, labels, and fixed headers. The number of **InteractivityBlock** structures is not validated by the ReportViewer Windows Forms control that ships with Visual Studio 2005 and Visual Studio 2008.

blocksEnd (1 byte): A byte field that specifies a delimiter to mark the end of the interactivity blocks part of the **Stream** structure and to mark the end of the RGDI stream. The value of this field MUST be "0xFF".

2.2.2 StreamHeader

The **StreamHeader** structure is the header structure of the [Stream](#) structure. The **StreamHeader** structure specifies the type of the stream and RGDI version information.

```
StreamHeader = RGDIStamp majorVersion minorVersion build
```

0	1	2	3	4	5	6	7	8	9	10	11	12	13	14	15	16	17	18	19	20	21	22	23	24	25	26	27	28	29	30	31
RGDIStamp (variable)																															
...																															
majorVersion										minorVersion										build											
...																															

RGDIStamp (variable): A field of type **String** that specifies the type of the stream. The value of this field **MUST** be "RGDI".

majorVersion (1 byte): A byte field that represents the major version of RGDI that is specified in the stream. The value of this field **MUST** be "0x0A".

minorVersion (1 byte): A byte field that represents the minor version of RGDI that is specified in the stream. The value of this field **MUST** be "0x00".

build (4 bytes): An **Int32** field that represents the build version of RGDI that is specified in the stream. The value of this field **MUST** be "0x00000001".

2.2.3 PageHeader

The **PageHeader** structure specifies the width and height of a page of a report.

```
PageHeader = width height
```

0	1	2	3	4	5	6	7	8	9	10	11	12	13	14	15	16	17	18	19	20	21	22	23	24	25	26	27	28	29	30	31
width																															
height																															

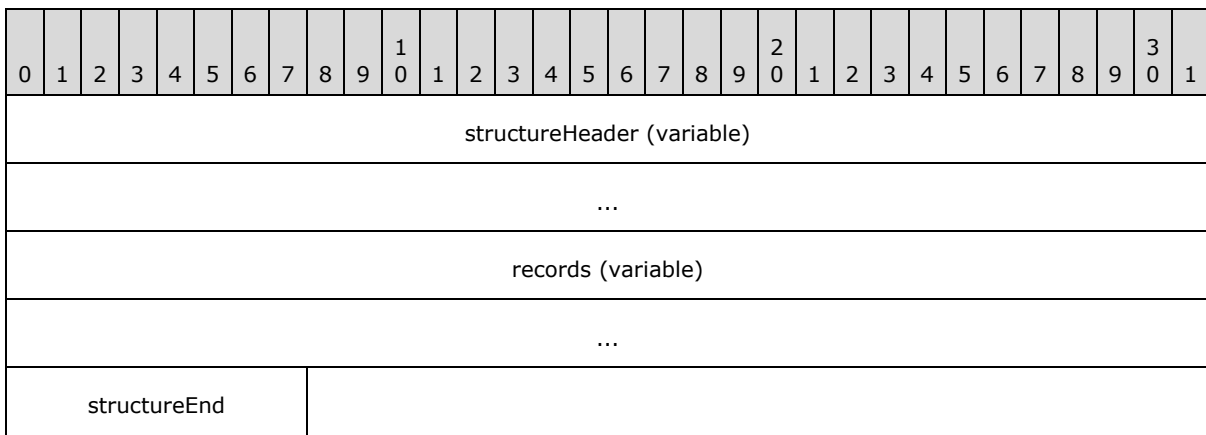
width (4 bytes): A **Float** value field that specifies the width, in millimeters, of a physical page of the report, including the margins. The value of this field **MUST** be a non-negative **Float**.[<1>](#)

height (4 bytes): A **Float** value field that specifies the height, in millimeters, of a physical page of the report, including the margins. The value of this field **MUST** be a non-negative **Float**.[<2>](#)

2.2.4 Structure

The **Structure** structure specifies a rendered report item in the stream. This structure consists of a structure header, followed by zero or more [Record](#) structures, followed by a structure end tag.

```
Structure = StructureHeader *Record structureEnd
```



structureHeader (variable): A [StructureHeader](#) structure that specifies the structure type that corresponds to the following items:

- Report item types.
- A unique name for the structure.
- The location of the structure on the page.
- The size of the structure.

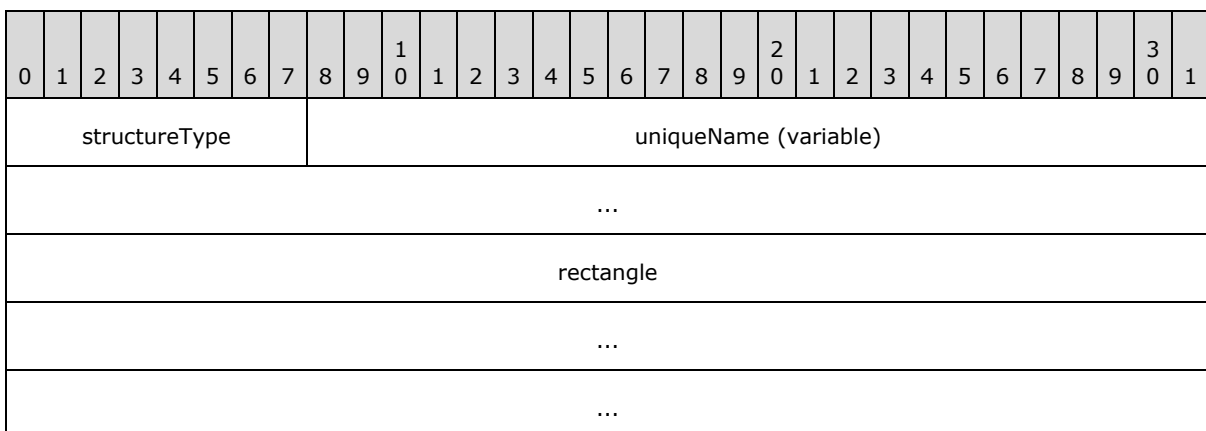
records (variable): A collection of **Record** structures that specify the rendered objects for the report item.

structureEnd (1 byte): A delimiter byte that specifies the end of the structure. The value of this field **MUST** be "0xFF".

2.2.5 StructureHeader

The **StructureHeader** structure specifies the structure type corresponding to a report item type, a unique name for the structure, and a rectangle that specifies the position and size of the report item on the page.

```
StructureHeader = structureType uniqueName Rectangle
```



...

structureType (1 byte): A byte field that specifies the type of the structure. The value of this field MUST be one of the report item types in the following table. <3>

Value	Report item type
0x00	Textbox
0x01	Line
0x02	Image
0x03	Rectangle
0x04	Chart, GaugePanel, or Map
0x05	List
0x06	Table
0x07	Matrix or Tablix
0x08	Subreport

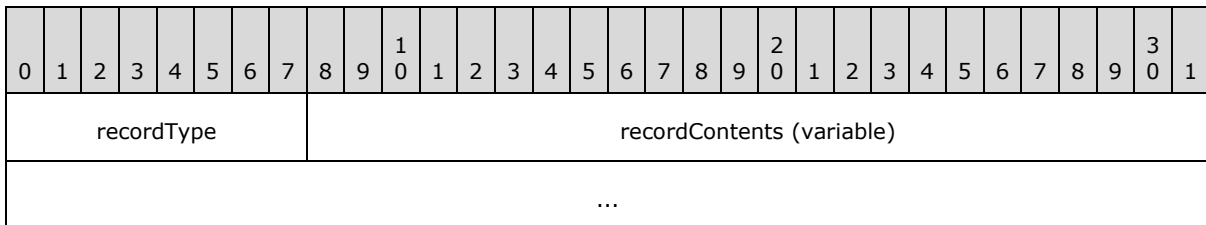
uniqueName (variable): A field of type **String** that specifies the unique name of the specified report item.

rectangle (16 bytes): A [Rectangle](#) structure that specifies the position and size of the report item on the page. The rectangle is measured in millimeters. <4>

2.2.6 Record

The **Record** structure specifies nested [Structure](#) structures for child report items of the report item of the parent **Structure** structure that contains the **Record**, GDI+ drawing functions, and shared objects that are used as arguments for the GDI+ drawing functions.

Record = recordType RecordContents



recordType (1 byte): A byte field that specifies the type of the **Record** structure. The type specified in this field MUST match the type of the [RecordContents](#) structure. The value of **recordType** MUST be one of the **Record** structure types in the following table.

Value	Record Type	RecordContents type
0x00	Structure	Structure

Value	Record Type	RecordContents type
0x01	Function	Function
0x02	Shared Object	SharedObject

recordContents (variable): A **RecordContents** structure that specifies a nested structure, a GDI+ function call with arguments, or a shared object.

2.2.7 RecordContents

The **RecordContents** structure specifies a nested structure, a GDI+ function call with arguments, or a shared object. This is a **virtual structure** that does not appear in the stream. Instead, a [Structure](#), [Function](#), or [SharedObject](#) structure appears in its place.

```
RecordContents = Structure / Function / SharedObject
```

2.2.8 Function

The **Function** structure specifies a call to a GDI+ function. This structure includes the name of the function to call and the associated arguments to pass to the GDI+ function. This is a virtual structure that does not appear in the stream. Instead, a [DrawString](#), [DrawRectangle](#), [FillRectangle](#), [FillPolygon](#), or [DrawImage](#) structure appears in its place.

The arguments to these GDI+ functions are inline structures, fields, or a reference to a shared object.

```
Function = DrawString / DrawRectangle / FillRectangle / DrawLine / FillPolygon / DrawImage
```

The name of the function to call is specified by the value of the leading byte in the **Function** structure as specified in the following table. The arguments to pass to the GDI+ function are specified in the individual function structure specifications. [<5>](#)

Value	Function name
0x00	DrawString
0x01	DrawRectangle
0x02	FillRectangle
0x03	DrawLine
0x04	FillPolygon
0x05	DrawImage

2.2.9 DrawString

The **DrawString** structure specifies the arguments for the GDI+ function **DrawString**. The arguments are a string, a **font**, a **brush**, a rectangle, and a **format**. The **DrawString** function draws the specified text string in the specified rectangle by using the specified **Brush** and **Font** objects, applying the formatting attributes of the specified string format object.

DrawString = functionID text shareableFont Brush Rectangle shareableFormat

0	1	2	3	4	5	6	7	8	9	10	11	12	13	14	15	16	17	18	19	20	21	22	23	24	25	26	27	28	29	30	31					
functionID										text (variable)																										
...																																				
shareableFont (variable)																																				
...																																				
brush																rectangle																				
...																																				
...																																				
...																																				
...																shareableFormat (variable)																				
...																																				

functionID (1 byte): A byte field that specifies that the type of the function is **DrawString**. The value of this field MUST be "0x00".

text (variable): A field of type **String** that specifies the text to be drawn.

shareableFont (variable): A [ShareableObject](#) structure that specifies either a [NonSharedObject](#) structure that contains a [Font](#) structure or a [UseSharedObject](#) structure that contains a reference to a **Font** structure.

brush (3 bytes): A [Brush](#) structure that specifies the brush to use to draw the text string.

rectangle (16 bytes): A [Rectangle](#) structure that specifies the rectangle in which to draw the text string. The rectangle is measured in millimeters. [<6>](#)

shareableFormat (variable): A **ShareableObject** structure that specifies either a **NonSharedObject** structure that contains a [Format](#) structure or a **UseSharedObject** structure that contains a reference to a **Format** structure.

2.2.10 DrawRectangle

The **DrawRectangle** structure specifies the arguments for the GDI+ function **DrawRectangle**. The arguments are a **pen** and a rectangle. The **DrawRectangle** function draws a rectangle specified by a coordinate pair, a width, and a height that are specified by the **rectangle** field.

DrawRectangle = functionID Pen Rectangle

0	1	2	3	4	5	6	7	8	9	10	11	12	13	14	15	16	17	18	19	20	21	22	23	24	25	26	27	28	29	30	31					
functionID										pen																										
...																																				
...										rectangle																										
...																																				
...																																				
...																																				
...																																				

functionID (1 byte): A byte field that specifies that the type of the function is **DrawRectangle**. The value of this field MUST be "0x01".

pen (8 bytes): A [Pen](#) structure that specifies the pen to use to draw the rectangle.

rectangle (16 bytes): A [Rectangle](#) structure that specifies the rectangle to be drawn. The rectangle is measured in millimeters. [<7>](#)

2.2.11 FillRectangle

The **FillRectangle** structure specifies the arguments for the GDI+ function **FillRectangle**. The arguments are a brush and a rectangle. The **FillRectangle** function fills the entire interior area of a rectangle as specified by a pair of coordinates, a width, and a height, all of which are specified by the **rectangle** field.

FillRectangle = functionID Brush Rectangle

0	1	2	3	4	5	6	7	8	9	10	11	12	13	14	15	16	17	18	19	20	21	22	23	24	25	26	27	28	29	30	31
functionID										brush																					
rectangle																															
...																															
...																															
...																															

functionID (1 byte): A byte field that specifies that the type of the function is **FillRectangle**. The value of this field MUST be "0x02".

brush (3 bytes): A [Brush](#) structure that specifies the brush to use to fill the rectangle.

rectangle (16 bytes): A [Rectangle](#) structure that specifies the rectangle to fill. The rectangle is measured in millimeters. [<8>](#)

2.2.12 DrawLine

The **DrawLine** structure specifies the arguments for the GDI+ function **DrawLine**. The arguments are a pen and the coordinates of both endpoints of a line. The **DrawLine** function draws a line connecting the two points specified by coordinate pairs.

DrawLine = functionID Pen x1 y1 x2 y2

0	1	2	3	4	5	6	7	8	9	10	11	12	13	14	15	16	17	18	19	20	21	22	23	24	25	26	27	28	29	30	31					
functionID										pen																										
...																																				
...																x1																				
...																y1																				
...																x2																				
...																y2																				
...																																				

functionID (1 byte): A byte field that specifies that the type of the function is **DrawLine**. The value of this field MUST be "0x03".

pen (8 bytes): A [Pen](#) structure that specifies the pen to use to draw the line.

x1 (4 bytes): A **Float** value field that specifies the x-coordinate, or horizontal position, of the first endpoint of the line, expressed in millimeters, relative to the left edge of the page. The value of this field MUST be a non-negative **Float**. [<9>](#)

y1 (4 bytes): A **Float** value field that specifies the y-coordinate, or vertical position, of the first endpoint of the line, expressed in millimeters, relative to the top edge of the page. The value of this field MUST be a non-negative **Float**. [<10>](#)

x2 (4 bytes): A **Float** value field that specifies the x-coordinate, or horizontal position, of the second endpoint of the line, expressed in millimeters, relative to the left edge of the page. The value of this field MUST be a non-negative **Float**. [<11>](#)

y2 (4 bytes): A **Float** value field that specifies the y-coordinate, or vertical position, of the second endpoint of the line, expressed in millimeters, relative to the top edge of the page. The value of this field MUST be a non-negative **Float**. [<12>](#)

2.2.13 FillPolygon

The **FillPolygon** structure specifies the arguments for the GDI+ function **FillPolygon**. The arguments are a brush and an array of points that specify the vertices. The **FillPolygon** function fills the interior of a polygon that is defined by an array of points specified by [Point](#) structures.

FillPolygon = functionID Brush PointArray

0	1	2	3	4	5	6	7	8	9	10	11	12	13	14	15	16	17	18	19	20	21	22	23	24	25	26	27	28	29	30	31					
functionID										brush																										
pointArray (variable)																																				
...																																				

functionID (1 byte): A byte field that specifies that the type of the function is **FillPolygon**. The value of this field MUST be "0x04".

brush (3 bytes): A [Brush](#) structure that specifies the brush to use to fill the polygon.

pointArray (variable): A [PointArray](#) structure that specifies a collection of **Point** structures and the number of items in the collection. The collection specifies the vertices of a polygon.

2.2.14 DrawImage

The **DrawImage** structure specifies the arguments for the GDI+ function **DrawImage**. The arguments are an image, a destination rectangle to draw the image into, and an image rectangle from which to take the image. The **DrawImage** function draws the specified portion of the specified **Image** object at the specified location and with the specified size.

DrawImage = functionID shareableImage Rectangle Rectangle

0	1	2	3	4	5	6	7	8	9	10	11	12	13	14	15	16	17	18	19	20	21	22	23	24	25	26	27	28	29	30	31
functionID										shareableImage (variable)																					
...																															
destRectangle																															
...																															
...																															
...																															
imageRectangle																															

...
...
...

functionID (1 byte): A byte field that specifies that the type of the function is **DrawImage**. The value of this field MUST be "0x05".

shareableImage (variable): A [ShareableObject](#) structure that specifies either a [NonSharedObject](#) structure that contains an [Image](#) structure or a [UseSharedObject](#) structure that contains a reference to an **Image** structure.

destRectangle (16 bytes): A [Rectangle](#) structure that specifies the destination rectangle on the page on which to draw the image. The destination rectangle has been clipped to fit the useable area on the page. This rectangle is measured in millimeters.[<13>](#)

imageRectangle (16 bytes): A **Rectangle** structure that specifies the boundaries of the image, clipped to fit into the usable area on the page. This rectangle is measured in pixels.[<14>](#)

2.2.15 Point

The **Point** structure specifies the location of a point by using x-coordinates and y-coordinates. The **Point** structure is used to specify a vertex of a polygon for the **FillPolygon** GDI+ function.

```
Point = x y
```

0	1	2	3	4	5	6	7	8	9	10	11	12	13	14	15	16	17	18	19	20	21	22	23	24	25	26	27	28	29	30	31
x																															
y																															

x (4 bytes): A **Float** value field that specifies the left position of the point, expressed in millimeters, relative to the left edge of the page. The value of this field MUST be a non-negative **Float**.[<15>](#)

y (4 bytes): A **Float** value field that specifies the top position of the point, expressed in millimeters, relative to the top edge of the page. The value of this field MUST be a non-negative **Float**.[<16>](#)

2.2.16 PointArray

The **PointArray** structure specifies an array of points with x- and y-location coordinates. This structure is used to specify the vertices of a polygon for the **FillPolygon** GDI+ function.

```
PointArray = arraySize *Point
```

0	1	2	3	4	5	6	7	8	9	10	11	12	13	14	15	16	17	18	19	20	21	22	23	24	25	26	27	28	29	30	31
arraySize																points (variable)															
...																															

arraySize (2 bytes): A **UInt16** value that specifies the number of [Point](#) structures in the array.

points (variable): An array of **Point** structures. The number of items in the array MUST equal the value of **arraySize**.

2.2.17 Rectangle

The **Rectangle** structure specifies the position and size of a rectangle. When this structure is used to specify a rectangle on a page, the fields of the rectangle are expressed in millimeters. When it is used to specify a part of an image that has been clipped, the fields of the rectangle are expressed in pixels. The parent function structure that contains the **Rectangle** structure specifies whether the fields of the rectangle are expressed in millimeters or in pixels.

Rectangle = x y width height

0	1	2	3	4	5	6	7	8	9	10	11	12	13	14	15	16	17	18	19	20	21	22	23	24	25	26	27	28	29	30	31
x																															
y																															
width																															
height																															

x (4 bytes): A **Float** value field that specifies the x-coordinate of the upper-left corner of the rectangle, expressed in millimeters or pixels, relative to the left edge of the page or image. The value of this field MUST be a non-negative **Float**.[<17>](#)

y (4 bytes): A **Float** value field that specifies the y-coordinate of the upper-left corner of the rectangle, expressed in millimeters or pixels, relative to the top edge of the page or image. The value of this field MUST be a non-negative **Float**.[<18>](#)

width (4 bytes): A **Float** value field that specifies the width of the rectangle, expressed in millimeters or pixels. The value of this field MUST be a non-negative **Float**.[<19>](#)

height (4 bytes): A **Float** value field that specifies the height of the rectangle, expressed in millimeters or pixels. The value of this field MUST be a non-negative **Float**.[<20>](#)

2.2.18 Brush

The **Brush** structure specifies the color of a brush that is used to draw GDI+ objects.

Brush = red green blue

0	1	2	3	4	5	6	7	8	9	10	11	12	13	14	15	16	17	18	19	20	21	22	23	24	25	26	27	28	29	30	31
red										green										blue											

red (1 byte): A byte field that specifies the value of the red component of an **RGB color**.

green (1 byte): A byte field that specifies the value of the green component of an RGB color.

blue (1 byte): A byte field that specifies the value of the blue component of an RGB color.

2.2.19 Pen

The **Pen** structure specifies the color, width, and style of a pen that is used to draw GDI+ objects.

Pen = Brush width penStyle

0	1	2	3	4	5	6	7	8	9	10	11	12	13	14	15	16	17	18	19	20	21	22	23	24	25	26	27	28	29	30	31
brush																				width											
...																				penStyle											

brush (3 bytes): A [Brush](#) structure that specifies the color of the pen.

width (4 bytes): A **Float** value field that specifies the width, expressed in millimeters, of the pen. The value of this field **MUST** be a non-negative **Float**.<21>

penStyle (1 byte): A byte field that specifies the style of the pen. The value of this field **MUST** be one of the line styles in the following table.<22>

Value	Line style
0x00	Solid
0x01	Dashed
0x02	Dotted

2.2.20 ShareableObject

The **ShareableObject** structure specifies an object that can be passed as an argument to GDI+ functions. The **shareable objects** are the [Font](#), [Format](#), and [Image](#) objects. A **ShareableObject** structure can contain either the object, in which case the object cannot be shared, or a reference to a shared objects that was specified previously in the stream.

ShareableObject = NonSharedObject / UseSharedObject

2.2.21 NonSharedObject

The **NonSharedObject** structure specifies an object that can be passed as an argument to GDI+ functions. The objects are the [Font](#), [Format](#), and [Image](#) objects; these are specified in the **sharedObjectContents** field.

```
NonSharedObject = notShared SharedObjectContents
```

0	1	2	3	4	5	6	7	8	9	10	11	12	13	14	15	16	17	18	19	20	21	22	23	24	25	26	27	28	29	30	31
notShared										sharedObjectContents (variable)																					
...																															

notShared (1 byte): A byte field that specifies that the type of the [ShareableObject](#) structure is a **NonSharedObject** structure. The value of this field MUST be "0x00".

sharedObjectContents (variable): A structure of type [SharedObjectContents](#) that specifies a **Font**, **Format**, or **Image** object.

2.2.22 SharedObjectContents

The **SharedObjectContents** structure specifies the content of a [SharedObject](#), which is an object that can be shared by reference and passed as an argument to multiple GDI+ function calls. The **SharedObjectContents** structure also specifies the content of a [NonSharedObject](#), which is an object that can be passed only once as an argument to a GDI+ function. The content of the **SharedObjectContents** structure is one of the [Font](#), [Format](#), or [Image](#) structures.

```
SharedObjectContents = Font / Format / Image
```

2.2.23 UseSharedObject

The **UseSharedObject** structure specifies an object that can be passed as an argument to GDI+ functions. The **UseSharedObject** structure contains a reference to a shared object that was specified previously in the stream. The shareable objects are the [Font](#), [Format](#), and [Image](#) objects.

```
UseSharedObject = shared SharedObjectID
```

0	1	2	3	4	5	6	7	8	9	10	11	12	13	14	15	16	17	18	19	20	21	22	23	24	25	26	27	28	29	30	31
shared										sharedObjectID																					
...																															

shared (1 byte): A byte field that specifies that the type of the [ShareableObject](#) structure is a **UseSharedObject** structure. The value of this field MUST be "0x01".

sharedObjectID (4 bytes): An **Int32** identifier that specifies the unique identifier of a shared object previously defined in the stream.

2.2.24 SharedObject

The **SharedObject** structure specifies the definition of an object that can be shared. This structure specifies the type of the object and associates an identifier with the object. The identifier **MUST** uniquely identify the object. The object **MUST** be one of the [Font](#), [Format](#), or [Image](#) structures.

SharedObject = sharedObjectType sharedObjectID SharedObjectContents

0	1	2	3	4	5	6	7	8	9	10	11	12	13	14	15	16	17	18	19	20	21	22	23	24	25	26	27	28	29	30	31
sharedObjectType										sharedObjectID																					
...										sharedObjectContents (variable)																					
...																															

sharedObjectType (1 byte): A byte field that specifies the type of the shared object. The value of this field **MUST** be one of the values listed in the following table.

Value	Object type
0x00	Font
0x01	Format
0x02	Image

sharedObjectID (4 bytes): An **Int32** identifier that **MUST** uniquely identify the shared object that is being defined in the stream.

sharedObjectContents (variable): A structure of type [SharedObjectContents](#) that specifies the object being shared. The type of the structure contained herein **MUST** match the object type specified by the value of the **sharedObjectType** field.

2.2.25 Font

The **Font** structure specifies a font that is used as an argument to a GDI+ function.

Font = fontStyle fontSize fontFamily

0	1	2	3	4	5	6	7	8	9	10	11	12	13	14	15	16	17	18	19	20	21	22	23	24	25	26	27	28	29	30	31
fontStyle										fontSize																					
...										fontFamily (variable)																					
...																															

fontStyle (1 byte): A byte field that specifies the style of the font. The font style is a combination of the following basic font styles: **Strikeout**, **Underline**, **Bold**, and **Italic**. This field is a bitmask and is specified by the following bit fields.

0	1	2	3	4	5	6	7	8	9	10	11	12	13	14	15	16	17	18	19	20	21	22	23	24	25	26	27	28	29	30	31
A	B	C	D	reserved																											

A (1 bit): Italic - A bit that specifies that the style of the font is **Italic**.

B (1 bit): Bold - A bit that specifies that the thickness of the font is **Bold**.

C (1 bit): Underline - A bit that specifies that the text formatting of the font is **Underline**. **Strikeout** and **Underline** MUST NOT be specified together at the same time. [<23>](#)

D (1 bit): Strikeout - A bit that specifies that the text formatting of the font is **Strikeout**. **Strikeout** and **Underline** MUST NOT be specified together at the same time. [<24>](#)

reserved (4 bits): This value MUST be ignored.

fontSize (4 bytes): A 4-byte **Float** value field that specifies the em size of the font, measured in points.

fontFamily (variable): A field of type **String** that specifies the name of the font family that this font belongs to.

2.2.26 Format

The **Format** structure specifies a format that is used as an argument to a GDI+ function.

Format = formatFlags

0	1	2	3	4	5	6	7	8	9	10	11	12	13	14	15	16	17	18	19	20	21	22	23	24	25	26	27	28	29	30	31					
formatFlags																																				

formatFlags (1 byte): A byte field that specifies the formatting to be applied when drawing a string. The format flags are a combination of the following basic formatting properties: **Vertical Writing Mode**, **RTL Direction**, **Character Trim**, **Bottom Alignment**, **Top Alignment**, **Right Alignment**, and **Left Alignment**. This field is a bitmask and is specified by the following bit fields:

0	1	2	3	4	5	6	7	8	9	10	11	12	13	14	15	16	17	18	19	20	21	22	23	24	25	26	27	28	29	30	31					
A	B	C	D	E	F	G	R																													

- A (1 bit): VerticalWritingMode** - A bit that specifies that the string is to be written vertically.
- B (1 bit): DirectionRightToLeft** - A bit that specifies that the string is to be written in reverse order right-to-left.
- C (1 bit): CharTrim** - A bit that specifies that the string is to be trimmed to the nearest character to fit where it is drawn.
- D (1 bit): AlignBottom** - A bit that specifies that the string is to be aligned vertically at the bottom. **AlignTop** and **AlignBottom** MUST NOT be specified together at the same time. <25>
- E (1 bit): AlignTop** - A bit that specifies that the string is to be aligned vertically at the top. **AlignTop** and **AlignBottom** MUST NOT be specified together at the same time. <26>
- F (1 bit): AlignRight** - A bit that specifies that the string is to be aligned horizontally at the right. **AlignLeft** and **AlignRight** MUST NOT be specified together at the same time. <27>
- G (1 bit): AlignLeft** - A bit that specifies that the string is to be aligned horizontally at the left. **AlignLeft** and **AlignRight** MUST NOT be specified together at the same time. <28>
- R (1 bit): Reserved** - The value MUST be ignored.

2.2.27 Image

The **Image** structure specifies an image that is used as an argument to a GDI+ function.

```
Image = imageFlags length imageContents
```

0	1	2	3	4	5	6	7	8	9	1	1	2	3	4	5	6	7	8	9	2	0	1	2	3	4	5	6	7	8	9	3	0	1
imageFlags										length																							
...										imageContents (variable)																							
...																																	

imageFlags (1 byte): A byte field that specifies the image properties used to draw the image. This field is a bitmask and is specified by the following bit fields.

0	1	2	3	4	5	6	7	8	9	1	0	1	2	3	4	5	6	7	8	9	2	0	1	2	3	4	5	6	7	8	9	3	0	1		
A	reserved																																			

- A (1 bit): Smoothing** - A bit that specifies that the image is smoothed when scaling.
- reserved (7 bits):** The value MUST be zero.

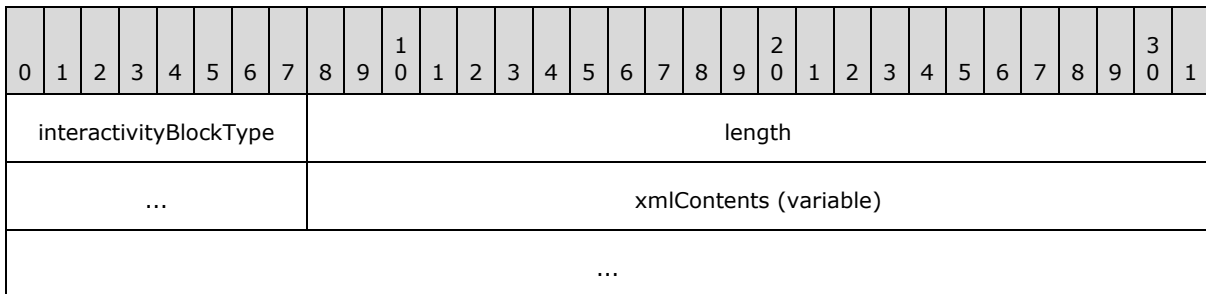
length (4 bytes): An **Int32** value that specifies the length, in bytes, of the image (specified by the **imageContents** field) in this structure.

imageContents (variable): A byte array that specifies the content of the image. The number of bytes **MUST** match the value of the **length** field.

2.2.28 InteractivityBlock

The **InteractivityBlock** structure specifies an XML document that describes properties of the bookmarks, labels, actions, and fixed headers of tables and matrices. There are four types of **InteractivityBlock** structures, each with its own XML document type. Each type of **InteractivityBlock** can occur no more than once in the stream.

```
InteractivityBlock = interactivityBlockType length xmlContents
```



interactivityBlockType (1 byte): A byte field that specifies the type of the structure contents. The type is one of **Bookmarks**, **Labels**, **Actions**, or **FixedHeaders**. The value of this field **MUST** be one of the values associated with an interactivity block type listed in the following table.

Value	Interactivity block type
0x00	Bookmarks
0x01	Labels
0x02	Actions
0x04	FixedHeaders

length (4 bytes): An **Int32** that specifies the length in bytes of the XML document contained in the **xmlContents** field.

xmlContents (variable): A byte array that specifies the properties and property values of the interactivity block as an XML document. For each of the four types of interactivity blocks, the root XML element is specified in the following table. The entire XML specification of the interactivity blocks is in section [2.3](#).

Interactivity block type	XML root element
Bookmarks	BOOKMARKS
Labels	LABELS

Interactivity block type	XML root element
Actions	INTERACTION
FixedHeaders	FIXEDHEADERS

2.3 RGDI XML Elements

This section specifies the definitions and the valid values of XML elements that are used in the RGDI stream to represent the content of interactivity blocks. The types of interactivity blocks are as follows:

- Interaction
- Bookmarks
- Labels
- FixedHeader

Each interactivity block type contains a single XML document in a byte array field, which is preceded by the type of the block and the number of bytes in the byte array. (For more information, see the [InteractivityBlock](#) structure.) The root XML elements for these four XML documents are the **INTERACTION**, **BOOKMARKS**, **LABELS**, and **FIXEDHEADERS** elements.

These interactivity blocks are all optional. Each block can be specified no more than once in an RGDI stream. These blocks can appear in any order, as in the following examples.

Example 1

```

<BOOKMARKS>
  <Item Left="3.175" Top="6.35">BID42</Item>
</BOOKMARKS>
<INTERACTION>
  <Item
    Id="47"
    Label="Bookmark"
    Type="BookmarkLink"
    Left="25.40" Top="38.1" Width="76.2" Height="50.8"
    Shape="R"
  >
  <Action Page="39">BID42</Action>
</Item>
</INTERACTION>
<LABELS>
  <Item Left="3.175" Top="6.35">LID76</Item>
</LABELS>
<FIXEDHEADERS>
  <FH
    ID="21"
    HHB="19.05"
  >
</FH>
  <FH
    ID="36"
    VHL="38.1" VHR="76.2"
  >

```

```
</FH>
<FH
  ID="54"
  HHB="19.05"
  VHL="38.1" VHR="76.2"
>
</FH>
</FIXEDHEADERS>
```

Example 2

```
<FIXEDHEADERS>
<FH
  ID="21"
  HHB="19.05"
>
</FH>
<FH
  ID="36"
  VHL="38.1" VHR="76.2"
>
</FH>
<FH
  ID="54"
  HHB="19.05"
  VHL="38.1" VHR="76.2"
>
</FH>
</FIXEDHEADERS>
<INTERACTION>
<Item
  Id="47"
  Label="Bookmark"
  Type="BookmarkLink"
  Left="25.40" Top="38.1" Width="76.2" Height="50.8"
  Shape="R"
>
  <Action Page="39">BID42</Action>
</Item>
</INTERACTION>
```

Example 3

```
<LABELS>
  <Item Left="3.175" Top="6.35">LID76</Item>
</LABELS>
<BOOKMARKS>
  <Item Left="3.175" Top="6.35">BID42</Item>
</BOOKMARKS>
```

2.3.1 INTERACTION

The **INTERACTION** element is the root element of the **Actions** block and specifies a collection of [INTERACTION.Item](#) elements. The child elements of the **INTERACTION** element specify which actions (links, toggle actions, and sort actions) are present.

If the **Actions** block is present in the RGDI stream, the **INTERACTION** element **MUST** be specified. If the **INTERACTION** element is specified, there **MUST** be at least one and there **MAY** be more than one **INTERACTION.Item** element in the **INTERACTION** collection. <29>

Following is the child element of the **INTERACTION** element.

Child elements
INTERACTION.Item

2.3.1.1 INTERACTION.Item

The **INTERACTION.Item** element specifies the actions (links, toggle actions, and sort actions) that are present. This element **MUST** be specified. There **MUST** be at least one and there **MAY** be more than one **INTERACTION.Item** element in the [INTERACTION](#) collection. <30>

The **INTERACTION.Item** element is of type [Item](#).

Following is the parent element of the **INTERACTION.Item** element.

Parent elements
INTERACTION

2.3.2 Item (INTERACTION)

Applies to the INTERACTION block only

The **Item** element specifies the actions (links, toggle actions, and sort actions) that are present in a report. The location, size, and shape of an area on the page that can be clicked to activate the action are specified along with an identifier and an optional label that provides a user-friendly label for the action. The type of the action is also specified. The action type is one of the following:

- HyperLink
- DrillThrough
- BookmarkLink
- Toggle
- Sort

The following is the parent element of the **INTERACTION.Item** element.

Parent elements
INTERACTION

The following are the attributes of the **INTERACTION.Item** element.

Attributes
Item.Height
Item.Id
Item.Label
Item.Left
Item.Shape
Item.Top
Item.Type
Item.Width

The following are the child elements of the **INTERACTION.Item** element.

Child elements
Item.Action
Item.Vertices

2.3.2.1 Item.Height

Applies to the INTERACTION block only

The **Item.Height** attribute specifies the height of an area on a page that can be clicked to activate the action that is associated with an [Item](#). This height is measured in millimeters. The **Item.Height** attribute MUST be specified. The value of this attribute MUST be a non-negative **Float**.<31>

If the shape of the area that is specified by the [Item.Shape](#) element is a rectangle or circle, the **Item.Height** attribute MUST specify the height of the rectangle or circle. If the shape of the area that is specified by the **Item.Shape** element is a polygon, the **Item.Height** attribute MUST specify the height of the image that contains the polygon.

Following is the parent element of the **Item.Height** attribute.

Parent elements
Item

2.3.2.2 Item.Id

Applies to the INTERACTION block only

The **Item.Id** attribute specifies a unique name for an action. This attribute MUST be specified and is of type **String**.

Following is the parent element of the **Item.Id** attribute.

Parent elements
Item

2.3.2.3 Item.Label

Applies to the INTERACTION block only

The **Item.Label** attribute specifies a user-friendly label for the action that is associated with an [Item](#). This attribute is optional and is of type **String**.

Following is the parent element of the **Item.Label** attribute.

Parent elements
Item

2.3.2.4 Item.Left

Applies to the INTERACTION block only

The **Item.Left** attribute specifies the distance from the left edge of the page of an area on the page that can be clicked to activate the action that is associated with an [Item](#). This distance is measured in millimeters. The **Item.Left** attribute MUST be specified. The value of this attribute MUST be a non-negative **Float**.<32>

If the shape of the area that is specified by the [Item.Shape](#) element is a rectangle or circle, the **Item.Left** attribute MUST specify the distance of the left edge of the rectangle or circle from the left edge of the page. If the shape of the area that is specified by the **Item.Shape** element is a polygon, the **Item.Left** attribute MUST specify the distance of the left edge of the image that contains the polygon from the left edge of the page.

Following is the parent element of the **Item.Left** attribute.

Parent elements
Item

2.3.2.5 Item.Shape

Applies to the INTERACTION block only

The **Item.Shape** attribute specifies the shape of an area on a page that can be clicked to activate the action that is associated with an [Item](#). This shape can be a rectangle, a polygon, or a circle. The **Item.Shape** attribute MUST be specified, and its value MUST be a **String**. The value of the **Item.Shape** attribute MUST be one of the following:<33>

R: Specifies that the shape of the area is a rectangle.

P: Specifies that the shape of the area is a polygon.

C: Specifies that the shape of the area is a circle.

Following is the parent element of the **Item.Shape** attribute.

Parent elements
Item

2.3.2.6 Item.Top

Applies to the INTERACTION block only

The **Item.Top** attribute specifies the distance from the top edge of the page of an area on the page that can be clicked to activate the action that is associated with an [Item](#). This distance is measured in millimeters. The **Item.Top** attribute MUST be specified. The value of this attribute MUST be a non-negative **Float**.<34>

If the shape of the area that is specified by the [Item.Shape](#) element is a rectangle or a circle, the **Item.Top** attribute MUST specify the distance of the top edge of the rectangle or circle from the top edge of the page. If the shape of the area that is specified by the **Item.Shape** element is a polygon, the **Item.Top** attribute MUST specify the distance of the top edge of the image that contains the polygon from the top edge of the page.

Following is the parent element of the **Item.Top** attribute.

Parent elements
Item

2.3.2.7 Item.Type

Applies to the INTERACTION block only

The **Item.Type** attribute specifies the action type of the action that is associated with an [Item](#). This attribute MUST be specified, and its value MUST be a **String**. The value of the **Item.Type** attribute MUST be one of the following:

- **HyperLink**: Specifies that the action is to follow a hyperlink, and then display the target of the hyperlink.
- **DrillThrough**: Specifies that the action is to display a drillthrough report.
- **BookmarkLink**: Specifies that the action is to follow a hyperlink, and then display the target of the hyperlink.
- **Toggle**: Specifies that the action is to toggle an item.
- **Sort**: Specifies that the action is to sort an item.

Following is the parent element of the **Item.Type** attribute.

Parent elements
Item

2.3.2.8 Item.Width

Applies to the INTERACTION block only

The **Item.Width** attribute specifies the width of an area on a page that can be clicked to activate the action that is associated with an [Item](#). This distance is measured in millimeters. The **Item.Width** attribute MUST be specified. The value of this attribute MUST be a non-negative **Float**.<35>

If the shape of the area that is specified by [Item.Shape](#) is a rectangle or circle, the **Item.Width** attribute MUST specify the width of the rectangle or circle. If the shape of the area that is specified by **Item.Shape** is a polygon, the **Item.Width** attribute MUST specify the width of the image that contains the polygon.

Following is the parent element of the **Item.Width** attribute.

Parent elements
Item

2.3.2.9 Item.Action

Applies to the INTERACTION block only

The **Item.Action** element specifies additional and specific information for the particular action type that is specified by the sibling [Item.Type](#) attribute. The **Item.Action** element MUST be specified and is of type [Action](#).<36>

Following is the parent element of the **Item.Action** element.

Parent elements
Item

2.3.2.10 Item.Vertices

Applies to the INTERACTION block only

The **Item.Vertices** element specifies the collection of [Point](#) elements that define the vertices of a polygon that is the boundary of the area on a page that can be clicked to activate the associated action. This element is optional and is of type [Vertices](#). However, if the value of the sibling [Item.Type](#) attribute is "P", which means that the shape is a polygon, the **Item.Vertices** element MUST be specified. Otherwise, this element MUST be ignored.

Following is the parent element of the **Item.Vertices** element.

Parent elements
Item

2.3.3 Action

The **Action** element specifies additional and specific information for the particular action type that is specified by the sibling [Item.Type](#) attribute. The value of the **Action** element is a **String**. This value depends on the value of the sibling **Item.Type** attribute. The value of the **Action** element MUST be one of the values in the following table.

Item.Type	Value of Item.Action string
HyperLink	The URL of the hyperlink.
DrillThrough	The unique identifier of the drillthrough report to be displayed.
BookmarkLink	The unique identifier of the bookmark link.
Toggle	True or false depending on whether the item is toggled.
Sort	"Ascending" or "Descending" if the current sort state is descending or ascending.

Following is the parent element of the **Action** element.

Parent elements
Item

Following is the attribute of the **Action** element.

Attributes
Action.Page

2.3.3.1 Action.Page

The **Action.Page** attribute specifies the number of the current physical page. This attribute is optional and is of type **Int32**. The value of **Action.Page** MUST be a non-zero positive **Int32**. [<37>](#)

If the value of the parent sibling [Item.Type](#) attribute is "BookmarkLink", the **Action.Page** attribute MUST be specified, and it represents the page that contains the target **Bookmark** of the **BookmarkLink** action. Otherwise, the **Action.Page** attribute MUST be ignored.

Following is the parent element of the **Action.Page** attribute.

Parent elements
Action

2.3.4 Vertices

The **Vertices** element specifies a collection of [Point](#) elements that define the vertices of a polygon.

Following is the parent element of the **Vertices** element.

Parent elements
Action

Following is the child element of the **Vertices** element.

Child elements
Vertices.Point

2.3.4.1 Vertices.Point

The **Vertices.Point** attribute specifies the location of a vertex of a polygon. This element **MUST** be specified. There **MUST** be at least one and there **MAY** be more than one **Vertices.Point** element in the [Vertices](#) collection. [<38>](#) This element is of type [Point](#).

Following is the parent element of the **Vertices.Point** attribute.

Parent elements
Vertices

2.3.5 Point

The **Point** element specifies the position of a vertex of a polygon. This element has two attributes that specify the x-coordinate and y-coordinate of the point relative to the top and left edge of the page.

Following is the parent element of the **Point** element.

Parent elements
Vertices

The following are the attributes of the **Point** element.

Attributes
Point.X
Point.Y

2.3.5.1 Point.X

The **Point.X** attribute specifies the horizontal x-coordinate location of a [Point](#) relative to the left edge of the page. This distance is measured in millimeters. The **Point.X** attribute **MUST** be specified. The value of this attribute **MUST** be a non-negative **Float**. [<39>](#)

Following is the parent element of the **Point.X** attribute.

Parent elements
Point

2.3.5.2 Point.Y

The **Point.Y** attribute specifies the vertical y-coordinate location of a [Point](#) relative to the top edge of the page. This distance is measured in millimeters. The **Point.Y** attribute **MUST** be specified. The value of this attribute **MUST** be a non-negative **Float**. [<40>](#)

Following is the parent element of the **Point.Y** attribute.

Parent elements
Point

2.3.6 BOOKMARKS

The **BOOKMARKS** element is the root element of the **Bookmarks** block and specifies a collection of [BOOKMARKS.Item](#) elements. Each **BOOKMARKS.Item** child element specifies the location on the page where a bookmark resides by mapping the unique name of the bookmarked item to a particular point.

If the **Bookmarks** block is present in the RGDI stream, the **BOOKMARKS** element MUST be specified. If the **BOOKMARKS** element is specified, there MUST be at least one and there can be more than one **BOOKMARKS.Item** element in the **BOOKMARKS** collection. <41>

Following is the child element of the **BOOKMARKS** element.

Child elements
BOOKMARKS.Item

2.3.6.1 BOOKMARKS.Item

The **BOOKMARKS.Item** element specifies the unique name of a bookmarked item and associates the item with a particular point on a page. This element MUST be specified and is of type [Item](#). There MUST be at least one and there can be more than one **BOOKMARKS.Item** element in the [BOOKMARKS](#) collection. <42>

Following is the parent element of the **BOOKMARKS.Item** attribute.

Parent elements
BOOKMARKS

2.3.7 LABELS

The **LABELS** element is the root element of the **Labels** block and specifies a collection of [LABELS.Item](#) elements. Each **LABELS.Item** child element specifies the location on a page where a label resides by mapping the unique name of the labeled item with a particular point. This point is specified in the **LABELS.Item** element.

If the **Labels** block is present in the RGDI stream, the **LABELS** element MUST be specified. If the **LABELS** element is specified, there MUST be at least one and there can be more than one **LABELS.Item** element in the **LABELS** collection. <43>

Following is the child element of the **LABELS** element.

Child elements
LABELS.Item

2.3.7.1 LABELS.Item

The **LABELS.Item** element specifies the unique name of a labeled item and associates it with a particular point on a page. This element **MUST** be specified and is of type [Item](#). There **MUST** be at least one and there can be more than one **LABELS.Item** element in the [LABELS](#) collection. <44>

Following is the parent element of the **LABELS.Item** attribute.

Parent elements
LABELS

2.3.8 Item (BOOKMARKS and LABELS)

*Applies to the **BOOKMARKS** and **LABELS** blocks only*

The **Item** element specifies the unique name of a bookmarked or labeled item and associates the item with a particular point on a page. This element **MUST** be specified and its value **MUST** be a **String**. The location of the point on the page is specified as the values of the **Item.Left** and **Item.Top** attributes.

The following are the parent elements of the **Item** element.

Parent elements
BOOKMARKS
LABELS

The following are the attributes of the **Item** element.

Attributes
Item.Left
Item.Top

2.3.8.1 Item.Left

*Applies to the **BOOKMARKS** and **LABELS** blocks only*

The **Item.Left** attribute specifies the horizontal position of a point that is associated with a bookmark or label relative to the left edge of the page. The distance is measured in millimeters. The **Item.Left** attribute **MUST** be specified. The value of this attribute **MUST** be a non-negative **Float**. <45>

Following is the parent element of the **Item.Left** attribute.

Parent elements
Item

2.3.8.2 Item.Top

Applies to the BOOKMARKS and LABELS blocks only

The **Item.Top** attribute specifies the vertical position of a point that is associated with a bookmark or label relative to the top edge of the page. This distance is measured in millimeters. The **Item.Top** attribute **MUST** be specified. The value of this attribute **MUST** be a non-negative **Float**.<46>

Following is the parent element of the **Item.Top** attribute.

Parent elements
Item

2.3.9 FIXEDHEADERS

The **FIXEDHEADERS** element is the root element of the **FixedHeaders** block and specifies a collection of [FIXEDHEADERS.FH](#) elements. The child elements of the **FIXEDHEADERS** element specify the information that is required to render floating headers.

If the **FixedHeaders** block is present in the RGDI stream, the **FIXEDHEADERS** element **MUST** be specified. If this element is specified, there **MUST** be at least one and there can be more than one **FIXEDHEADERS.FH** element in the **FIXEDHEADERS** collection.<47>

Following is the child element of the **FIXEDHEADERS** element.

Child elements
FIXEDHEADERS.FH

2.3.9.1 FIXEDHEADERS.FH

The **FIXEDHEADERS.FH** element specifies the information that is required to render a floating header. This element **MUST** be specified and is of type [FH](#). There **MUST** be at least one and there **MAY** be more than one **FIXEDHEADERS.FH** element in the [FIXEDHEADERS](#) collection.<48>

Following is the parent element of the **FIXEDHEADERS.FH** element.

Parent elements
FIXEDHEADERS

2.3.10 FH

The **FH** element specifies an individual fixed header region for a table or matrix. The **ID** attribute refers to the unique name of the table or matrix for which the header region is specified. There can be multiple **FH** elements per table or matrix. An element can contain an **HNB** attribute, or the **VHL** and **VHR** attributes, or all three.<49>

The following is the parent element of the **FH** element.

Parent element
FIXEDHEADERS

The following are the attributes of the **FH** element.

Attributes
FH.HHB
FH.ID
FH.VHL
FH.VHR

2.3.10.1 FH.HHB

The **FH.HHB** attribute specifies the bottom-most position, in millimeters, of a horizontal fixed header. This attribute specifies the distance from the top of the page to the bottom position of the bottom-most horizontal header. This distance is measured in millimeters. This attribute is optional. If this attribute is present, its value **MUST** be a non-negative **Float**.

If the **FH.HHB** attribute is not specified, the [FH.VHL](#) and [FH.VHR](#) attributes **MUST** be specified. [<50>](#)

Following is the parent element of the **FH.HHB** attribute.

Parent elements
FH

2.3.10.2 FH.ID

The **FH.ID** attribute specifies the unique name of the table or matrix to which the fixed header refers. This attribute **MUST** be specified, and its value **MUST** be a **String**.

Following is the parent element of the **FH.ID** attribute.

Parent elements
FH

2.3.10.3 FH.VHL

The **FH.VHL** attribute specifies the left-most position, in millimeters, of a vertical fixed header. The **FH.VHL** attribute specifies the distance from the left edge of the page to the left edge of the vertical header in millimeters.

This attribute is optional. If it is present, its value **MUST** be a non-negative **Float**. If the [FH.HHB](#) attribute is not specified or if the [FH.VHR](#) attribute is specified, the **FH.VHL** attribute **MUST** be specified. [<51>](#)

Following is the parent element of the **FH.VHL** attribute.

Parent elements
FH

2.3.10.4 FH.VHR

The **FH.VHR** attribute specifies the right-most position, in millimeters, of a vertical fixed header. The **FH.VHR** attribute specifies the distance from the right edge of the page to the right edge of the vertical header in millimeters.

This attribute is optional. If it is present, its value MUST be a non-negative **Float**. If [FH.HHB](#) is not specified or if [FH.VHL](#) is specified, the **FH.VHR** attribute MUST be specified. <52>

Following is the parent element of the **FH.VHR** attribute.

Parent elements
FH

3 Structure Examples

This section contains examples of some of the more commonly used data structures in an RGDI stream. These examples are meant to be a starting point for an implementer who is learning the stream format. They do not cover all structures in the stream format.

The following conventions are followed for examples, unless noted otherwise:

- The order of the structures and fields within the example match their corresponding order in the stream format.
- The examples begin with the first structure that is relevant to the example and end with the last structure that is relevant to the example.
- The examples are self-contained and contiguous; no required structures are omitted within an example.
- Undefined and ignored fields are not included in the field explanations.

3.1 Record

The following example illustrates a [Record](#) structure with a [DrawRectangle](#) function structure in an RGDI stream. The **DrawRectangle** function structure specifies a rectangle that has a solid-line SlateBlue-colored border that is one pixel thick. The size of the rectangle is 2" x 3" (height x width). Its upper-left corner is located 1.5 inches below the top of the page and 1 inch to the right of the left edge of the page.

Offset	Length	Field	Value
0000	001A	Record	
0000	0001	BYTE - recordType	0x01
0001	0019	RecordContents = Function = DrawRectangle	
0001	0001	BYTE - functionID	0x01
0002	0008	Pen	
0002	0003	Brush	
0002	0001	BYTE - red	0x6A
0003	0001	BYTE - green	0x5A
0004	0001	BYTE - blue	0xCD
0005	0004	FLOAT - width	0.2645838
0009	0001	BYTE - penStyle	0x00
000A	0010	Rectangle	
000A	0004	FLOAT - x	25.4
000E	0004	FLOAT - y	38.1

Offset	Length	Field	Value
0012	0004	FLOAT – width	76.2
0016	0004	FLOAT – height	50.8

Record: A **Record** structure that specifies nested structures, GDI+ drawing functions, and shared objects to render a report item.

recordType: "0x01" specifies that the type of the **Record** structure is a [Function](#) and that the contents of the **RecordContents** field will be a **Function**.

RecordContents: A structure that specifies the contents of the **Record** structure.

Function: A structure that specifies a GDI+ drawing function and its arguments.

DrawRectangle: A structure that specifies the GDI+ **DrawRectangle** drawing function and its arguments.

functionID: "0x01" specifies that the GDI+ drawing function is **DrawRectangle** and that the content of the [RecordContents](#) structure is the **DrawRectangle** structure.

Pen: A structure that specifies the contents of the [Pen](#) structure.

Brush: A structure that specifies the contents of the [Brush](#) structure, which specifies the red, green, and blue components of the color that is used to draw the rectangle.

red: "0x6A" specifies the value of the red component of the System.Drawing.Color.SlateBlue color.

green: "0x5A" specifies the value of the green component of the System.Drawing.Color.SlateBlue color.

blue: "0xCD" specifies the value of the blue component of the System.Drawing.Color.SlateBlue color.

width: "0.2645838" specifies the width of the pen in millimeters. This is the width of a line that is one pixel thick at 96 dpi.

penStyle: "0x00" specifies that a solid line is to be drawn for the boundaries of the rectangle.

Rectangle: A structure that specifies the position and size of the rectangle to be drawn.

x: "25.4" specifies the distance of the upper-left corner of the rectangle from the left edge of the page in millimeters. This is equivalent to 1 inch.

y: "38.1" specifies the distance of the upper-left corner of the rectangle from the top edge of the page in millimeters. This is equivalent to 1.5 inches.

width: "76.2" specifies the width of the rectangle in millimeters. This is equivalent to 3 inches.

height: "50.8" specifies the height of the rectangle in millimeters. This is equivalent to 2 inches.

3.2 Actions Block

The following example illustrates the XML content of the **Actions** block. This example describes a bookmark action. This action specifies an active area in the document that, when clicked, advances the renderer to display the page of the report that contains a specified bookmark.

The root element of the **Actions** block is the [INTERACTION](#) element. The **INTERACTION** collection contains only one child [Item](#) element, which specifies the clickable area and the action to take when a user clicks in this region of the rendered report page. The unique identifier of the area is the string "47", specified by the [Item.Id](#) attribute. The [Item.Label](#) attribute specifies the string "Bookmark". [Item.Type](#) specifies that the type of this action is a **BookmarkLink**.

The [Item.Shape](#) attribute that has a value of "R" specifies that the area has a rectangular shape and that the position and size of this rectangle are specified by the **Left**, **Top**, **Width**, and **Height** attributes of the **Item** element and are measured in millimeters.

The [Action](#) subelement of the **Item** element specifies that the bookmark to jump to is on page 39 and that this is the bookmark whose unique identifier is "BID42".

```
<INTERACTION>
  <Item
    Id="47"
    Label="Bookmark"
    Type="BookmarkLink"
    Left="25.40" Top="38.1" Width="76.2" Height="50.8"
    Shape="R"
  >
    <Action Page="39">BID42</Action>
  </Item>
</INTERACTION>
```

3.3 Bookmarks Block

The following example illustrates the use of the XML content of the **Bookmarks** block. This example describes a bookmark that specifies a point in the report to which an action can jump.

The root element of the **Bookmarks** block is the [BOOKMARKS](#) element. The **BOOKMARKS** collection contains a single [Item](#) element. This element specifies, in millimeters, the x-coordinate and y-coordinate of a point on the page as the values of the **Left** and **Top** attributes. The unique identifier of this bookmark is specified by the value of the **Item** element, which is "BID42" in this example.

```
<BOOKMARKS>
  <Item Left="3.175" Top="6.35">BID42</Item>
</BOOKMARKS>
```

3.4 Labels Block

The following example illustrates the use of the XML content of the **Labels** block. This example describes a label that specifies a point in a report to which an action can jump.

The root element of the **Labels** block is the [LABELS](#) element. The **LABELS** collection contains a single [Item](#) element. This element specifies, in millimeters, the x-coordinate and y-coordinate of a point on the page as the values of the **Left** and **Top** attributes. The unique identifier of this bookmark is specified by the value of the **Item** element, which is "LID76" in this example.

```
<LABELS>
```

```
<Item Left="3.175" Top="6.35">LID76</Item>
</LABELS>
```

3.5 FixedHeaders Block

The following example illustrates the use of the XML content of the **FixedHeaders** block. This example describes three different fixed headers: a horizontal column, a vertical column, and a corner region of a matrix. The root element of the **FixedHeaders** block is the [FIXEDHEADERS](#) element. The **FIXEDHEADERS** collection contains three [FH](#) elements. Each of these elements has an **ID** attribute that specifies a unique identifier that is associated with the header.

The first **FH** element has only an [FH.HHB](#) attribute, which specifies that this fixed header is for a fixed row header and that this header extends to 19.05 millimeters from the top of the page.

The second **FH** element has only a [FH.VHL](#) and a [FH.VHR](#) attribute, which specify that this fixed header is for a fixed column row header that begins 38.1 millimeters from the left edge of the page and ends at 76.3 millimeters from the left edge of the page.

The third **FH** element has an **FH.HHB** attribute and both **FH.VHL** and **FH.VHR** attributes, which specify that this fixed header is for a fixed corner header that extends to 19.05 millimeters from the top of the page, begins 38.1 millimeters from the left edge of the page, and ends at 76.3 millimeters from the left edge of the page.

```
<FIXEDHEADERS>
  <FH
    ID="21"
    HHB="19.05"
  >
</FH>
  <FH
    ID="36"
    VHL="38.1" VHR="76.2"
  >
</FH>
  <FH
    ID="54"
    HHB="19.05"
    VHL="38.1" VHR="76.2"
  >
</FH>
</FIXEDHEADERS>
```

4 Security Considerations

None.

5 Appendix A: Product Behavior

The information in this specification is applicable to the following Microsoft products or supplemental software. References to product versions include released service packs:

- Microsoft SQL Server 2005
- Microsoft SQL Server 2008
- Microsoft SQL Server 2008 R2
- Microsoft Visual Studio 2005
- Microsoft Visual Studio 2008
- Microsoft SQL Server 2012

Exceptions, if any, are noted below. If a service pack or Quick Fix Engineering (QFE) number appears with the product version, behavior changed in that service pack or QFE. The new behavior also applies to subsequent service packs of the product unless otherwise specified. If a product edition appears with the product version, behavior is different in that product edition.

Unless otherwise specified, any statement of optional behavior in this specification that is prescribed using the terms SHOULD or SHOULD NOT implies product behavior in accordance with the SHOULD or SHOULD NOT prescription. Unless otherwise specified, the term MAY implies that the product does not follow the prescription.

[<1> Section 2.2.3:](#) The **width** value is not validated by the ReportViewer Windows Forms control that ships with Visual Studio 2005 and Visual Studio 2008.

[<2> Section 2.2.3:](#) The **height** value is not validated by the ReportViewer Windows Forms control that ships with Visual Studio 2005 and Visual Studio 2008.

[<3> Section 2.2.5:](#) In versions later than SQL Server 2005 Reporting Services, the new report items **GaugePanel** and **Map** share the same report item type as **Chart**. Also, in versions later than SQL Server 2005 Reporting Services, the new report item **Tablix** shares the same report item type as **Matrix**.

[<4> Section 2.2.5:](#) The position and size of the rectangle is not validated by the ReportViewer Windows Forms control that ships with Visual Studio 2005 and Visual Studio 2008.

[<5> Section 2.2.8:](#) The **functionID** value is not validated by the ReportViewer Windows Forms control that ships with Visual Studio 2005 and Visual Studio 2008.

[<6> Section 2.2.9:](#) The position and size of the rectangle is not validated by the ReportViewer Windows Forms control that ships with Visual Studio 2005 and Visual Studio 2008.

[<7> Section 2.2.10:](#) The position and size of the rectangle is not validated by the ReportViewer Windows Forms control that ships with Visual Studio 2005 and Visual Studio 2008.

[<8> Section 2.2.11:](#) The position and size of the rectangle is not validated by the ReportViewer Windows Forms control that ships with Visual Studio 2005 and Visual Studio 2008.

[<9> Section 2.2.12:](#) The **x1** value is not validated by the ReportViewer Windows Forms control that ships with Visual Studio 2005 and Visual Studio 2008.

<10> [Section 2.2.12](#): The **y1** value is not validated by the ReportViewer Windows Forms server control that ships with Visual Studio 2005 and Visual Studio 2008.

<11> [Section 2.2.12](#): The **x2** value is not validated by the ReportViewer Windows Forms server control that ships with Visual Studio 2005 and Visual Studio 2008.

<12> [Section 2.2.12](#): The **y2** value is not validated by the ReportViewer Windows Forms server control that ships with Visual Studio 2005 and Visual Studio 2008.

<13> [Section 2.2.14](#): The position and size of the destination rectangle is not validated by the ReportViewer Windows Forms control that ships with Visual Studio 2005 and Visual Studio 2008.

<14> [Section 2.2.14](#): The position and size of the image rectangle is not validated by the ReportViewer Windows Forms control that ships with Visual Studio 2005 and Visual Studio 2008.

<15> [Section 2.2.15](#): The **x** value is not validated by the ReportViewer Windows Forms control that ships with Visual Studio 2005 and Visual Studio 2008.

<16> [Section 2.2.15](#): The **y** value is not validated by the ReportViewer Windows Forms control that ships with Visual Studio 2005 and Visual Studio 2008.

<17> [Section 2.2.17](#): The **x** value is not validated by the ReportViewer Windows Forms control that ships with Visual Studio 2005 and Visual Studio 2008.

<18> [Section 2.2.17](#): The **y** value is not validated by the ReportViewer Windows Forms control that ships with Visual Studio 2005 and Visual Studio 2008.

<19> [Section 2.2.17](#): The **width** value is not validated by the ReportViewer Windows Forms control that ships with Visual Studio 2005 and Visual Studio 2008.

<20> [Section 2.2.17](#): The **height** value is not validated by the ReportViewer Windows Forms control that ships with Visual Studio 2005 and Visual Studio 2008.

<21> [Section 2.2.19](#): The **width** value is not validated by the ReportViewer Windows Forms control that ships with Visual Studio 2005 and Visual Studio 2008.

<22> [Section 2.2.19](#): The **penStyle** value is not validated by the ReportViewer Windows Forms control that ships with Visual Studio 2005 and Visual Studio 2008. If it is not one of the values in the table, it will be treated as if it were pen style **Dotted**.

<23> [Section 2.2.25](#): **Strikeout** and **Underline** being set at the same time is not validated by the ReportViewer Windows Forms control that ships with Visual Studio 2005 and Visual Studio 2008.

<24> [Section 2.2.25](#): **Strikeout** and **Underline** being set at the same time is not validated by the ReportViewer Windows Forms control that ships with Visual Studio 2005 and Visual Studio 2008.

<25> [Section 2.2.26](#): **AlignTop** and **AlignBottom** being set at the same time is not validated by the ReportViewer Windows Forms control that ships with Visual Studio 2005 and Visual Studio 2008.

<26> [Section 2.2.26](#): **AlignTop** and **AlignBottom** being set at the same time is not validated by the ReportViewer Windows Forms control that ships with Visual Studio 2005 and Visual Studio 2008.

<27> [Section 2.2.26](#): **AlignLeft** and **AlignRight** being set at the same time is not validated by the ReportViewer Windows Forms control that ships with Visual Studio 2005 and Visual Studio 2008.

<28> [Section 2.2.26](#): **AlignLeft** and **AlignRight** being set at the same time is not validated by the ReportViewer Windows Forms control that ships with Visual Studio 2005 and Visual Studio 2008.

<29> [Section 2.3.1:](#) The number of **INTERACTION.Item** elements in the **INTERACTION** collection is not validated by the ReportViewer Windows Forms server control that ships with Visual Studio 2005 and Visual Studio 2008.

<30> [Section 2.3.1.1:](#) The number of **INTERACTION.Item** elements in the **INTERACTION** collection is not validated by ReportViewer Windows Forms server control that ships with Visual Studio 2005 and Visual Studio 2008.

<31> [Section 2.3.2.1:](#) The **Item.Height** attribute value is not currently validated by the ReportViewer Windows Forms control that ships with Visual Studio 2005 and Visual Studio 2008. This value may be written to the RGDI stream with double precision by the ReportViewer control.

<32> [Section 2.3.2.4:](#) The **Item.Left** attribute value is not validated by the ReportViewer Windows Forms control that ships with Visual Studio 2005 and Visual Studio 2008. This value may be written to the RGDI stream with double precision by the ReportViewer control.

<33> [Section 2.3.2.5:](#) The **Item.Shape** attribute value is not currently validated by the ReportViewer Windows Forms control that ships with Visual Studio 2005 and Visual Studio 2008.

<34> [Section 2.3.2.6:](#) The **Item.Top** attribute value is not validated by the ReportViewer Windows Forms control that ships with Visual Studio 2005 and Visual Studio 2008. This value may be written to the RGDI stream with double precision by the ReportViewer control.

<35> [Section 2.3.2.8:](#) The **Item.Width** attribute value is not validated by the ReportViewer Windows Forms control that ships with Visual Studio 2005 and Visual Studio 2008. This value may be written to the RGDI stream with double precision by the ReportViewer control.

<36> [Section 2.3.2.9:](#) The presence of the **Item.Action** element is not currently validated by the ReportViewer Windows Forms control that ships with Visual Studio 2005 and Visual Studio 2008.

<37> [Section 2.3.3.1:](#) The **Action.Page** attribute value is not validated by the ReportViewer Windows Forms server control that ships with Visual Studio 2005 and Visual Studio 2008.

<38> [Section 2.3.4.1:](#) The existence of at least one **Vertices.Point** element in the [Vertices](#) collection is not validated by the ReportViewer Windows Forms control that ships with Visual Studio 2005 and Visual Studio 2008.

<39> [Section 2.3.5.1:](#) The **Point.X** attribute value is not validated by the ReportViewer Windows Forms control that ships with Visual Studio 2005 and Visual Studio 2008. This value may be written to the RGDI stream with double precision by the ReportViewer control.

<40> [Section 2.3.5.2:](#) The **Point.Y** attribute value is not validated by the ReportViewer Windows Forms control that ships with Visual Studio 2005 and Visual Studio 2008. This value may be written to the RGDI stream with double precision by the ReportViewer control.

<41> [Section 2.3.6:](#) The existence of at least one **BOOKMARKS.Item** element in the **BOOKMARKS** collection is not validated by the ReportViewer Windows Forms control that ships with Visual Studio 2005 and Visual Studio 2008.

<42> [Section 2.3.6.1:](#) The existence of at least one **BOOKMARKS.Item** element in the **BOOKMARKS** collection is not validated by the ReportViewer Windows Forms control that ships with Visual Studio 2005 and Visual Studio 2008.

<43> [Section 2.3.7:](#) The existence of at least one **LABELS.Item** element in the **LABELS** collection is not validated by the ReportViewer Windows Forms control that ships with Visual Studio 2005 and Visual Studio 2008.

[<44> Section 2.3.7.1:](#) The existence of at least one **LABELS.Item** element in the **LABELS** collection is not validated by the ReportViewer Windows Forms control that ships with Visual Studio 2005 and Visual Studio 2008.

[<45> Section 2.3.8.1:](#) The **Item.Left** attribute value is not currently validated to be non-negative by the ReportViewer Windows Forms control that ships with Visual Studio 2005 and Visual Studio 2008. This value may be written to the RGDI stream with double precision by the ReportViewer control.

[<46> Section 2.3.8.2:](#) The **Item.Top** attribute value is not validated to be non-negative ReportViewer Windows Forms control that ships with Visual Studio 2005 and Visual Studio 2008. This value may be written to the RGDI stream with double precision by the ReportViewer control.

[<47> Section 2.3.9:](#) The existence of at least one **FIXEDHEADERS.FH** element in the **FIXEDHEADERS** collection is not validated by the ReportViewer Windows Forms control that ships with Visual Studio 2005 and Visual Studio 2008.

[<48> Section 2.3.9.1:](#) The existence of at least one **FIXEDHEADERS.FH** element in the **FIXEDHEADERS** collection is not validated by the ReportViewer Windows Forms control that ships with Visual Studio 2005 and Visual Studio 2008.

[<49> Section 2.3.10:](#) The existence of either **FH.HHB** or both **FH.VHR** and **FH.VHL** attributes in the **FH** element is not validated by the ReportViewer Windows Forms control that ships with Visual Studio 2005 and Visual Studio 2008.

[<50> Section 2.3.10.1:](#) The existence of either **FH.HHB** or both **FH.VHR** and **FH.VHL** attributes in the **FH** element is not validated by the ReportViewer Windows Forms control that ships with Visual Studio 2005 and Visual Studio 2008.

[<51> Section 2.3.10.3:](#) The existence of either **FH.HHB** or both **FH.VHR** and **FH.VHL** attributes in the **FH** element is not validated by the ReportViewer Windows Forms control that ships with Visual Studio 2005 and Visual Studio 2008.

[<52> Section 2.3.10.4:](#) The existence of either **FH.HHB** or both **FH.VHR** and **FH.VHL** attributes in the **FH** element is not validated by the ReportViewer Windows Forms control that ships with Visual Studio 2005 and Visual Studio 2008.

6 Change Tracking

No table of changes is available. The document is either new or has had no changes since its last release.

7 Index

A

[ABNF](#) 10
[Action element](#) 35
actions
 [Action element](#) 35
 in example ([section 3.2](#) 44, [section 3.3](#) 45, [section 3.4](#) 45)
 [InteractivityBlock structure](#) 28
 [specifying](#) 31
[Actions block](#) 31
[Augmented Backus-Naur Form](#) 10

B

[big-endian](#) 8
bookmarks
 [Action element](#) 35
 in example ([section 3.2](#) 44, [section 3.3](#) 45)
 [INTERACTION element](#) 31
 [location](#) 38
 [properties](#) 28
 [specifying bookmark actions](#) 31
 [unique name](#) 39
Bookmarks block
 [bookmark locations](#) 38
 [bookmark names](#) 39
[BOOKMARKS element](#) 38
[Boolean data type](#) 10
[Brush packet](#) 22
[Brush structure](#) 22
[Byte data type](#) 10
[byte ordering](#) 8

C

[Change tracking](#) 52

D

[data types](#) 10
[DrawImage packet](#) 20
[DrawImage structure](#) 20
[DrawLine function](#) 19
[DrawLine packet](#) 19
[DrawRectangle packet](#) 17
[DrawRectangle structure](#) 17
[DrawString packet](#) 16
[DrawString structure](#) 16
[drillthrough reports](#) 35

E

[end-user interactivity data](#) 8

F

[FH element](#) 40
[file formats](#) 9

[FillPolygon packet](#) 20
[FillPolygon structure](#) 20
[FillRectangle packet](#) 18
[FillRectangle structure](#) 18
fixed headers
 [fixed header region](#) 40
 [in example](#) 46
 [properties](#) 28
 [rendering](#) 40
FixedHeaders block
 [example](#) 46
 [root element](#) 40
[FIXEDHEADERS element](#) 40
[Float data type](#) 10
[Font packet](#) 25
[Font structure](#) 25
[Format packet](#) 26
[Format structure](#) 26
[Function structure](#) 16

G

GDI+ functions
 arguments ([section 2.2.20](#) 23, [section 2.2.21](#) 24, [section 2.2.23](#) 24, [section 2.2.25](#) 25, [section 2.2.26](#) 26, [section 2.2.27](#) 27)
 [calling](#) 16
 [DrawImage](#) 20
 [DrawLine](#) 19
 [DrawRectangle](#) 17
 [DrawString](#) 16
 [FillPolygon](#) 20
 [FillRectangle](#) 18
 [Point](#) 21
 [report rendering layout](#) 8

H

hyperlinks
 [Action element](#) 35
 [INTERACTION element](#) 31
 [specifying for report](#) 31

I

[Image packet](#) 27
[Image structure](#) 27
images
 [DrawImage structure](#) 20
 [GDI+ function argument](#) 27
[informative references](#) 7
[Int16 data type](#) 10
[Int32 data type](#) 10
[Interaction block](#) 29
[INTERACTION element](#) 31
interactivity blocks
 [about](#) 11
 [item properties](#) 28
 [types](#) 29

[interactivity data](#) 8
[InteractivityBlock packet](#) 28
[InteractivityBlock structure](#) 28
[Item element \(BOOKMARKS and LABELS\)](#) 39
[Item element \(INTERACTION block\)](#) 31

L

labels
[LABELS element](#) 38
[naming](#) 39
[properties](#) 28
Labels block
[example](#) 45
[label name](#) 39
[root element](#) 38
[LABELS element](#) 38
[lines](#) 19
[little-endian](#) 8

N

[NonSharedObject packet](#) 24
[NonSharedObject structure](#) 24
[normative references](#) 7

P

[PageHeader packet](#) 13
[PageHeader structure](#) 13
pages
[dimensions](#) 13
[usable area](#) 10
[Pen packet](#) 23
[Pen structure](#) 23
[Point element](#) 37
[Point packet](#) 21
[Point structure](#) 21
[PointArray packet](#) 21
[PointArray structure](#) 21
polygons
[array of points](#) 21
[fill](#) 20
[point location](#) 21
[vertex position](#) 37
[vertices](#) 36

R

[RDL](#) 9
[Record packet](#) 15
[Record structure](#) 15
[RecordContents structure](#) 16
[Rectangle packet](#) 22
[Rectangle structure](#) 22
rectangles
[DrawRectangle structure](#) 17
[FillRectangle structure](#) 18
[image rectangle](#) 20
[specifying](#) 22
[references](#) 6
[Report Definition Language](#) 9

[report file formats](#) 9
[report hierarchy](#) 10
report items
[position](#) 14
[RGDI stream](#) 11
[shared structures](#) 10
[size](#) 14
[specifying](#) 13
[report rendering](#) 10
[report rendering layout](#) 8
RGDI
about ([section 1](#) 5, [section 2.1](#) 10)
[structures](#) 11
[versions](#) 9
[XML elements](#) 29
RGDI stream
about 7
[byte ordering](#) 8
[content](#) 8
[reading strings from](#) 11
[report items](#) 13
[root structure](#) 11
[string length](#) 10
[structures](#) 11
[Unicode characters](#) 9
writing strings to ([section 2.1.1.1](#) 10, [section 2.1.1.2](#) 10)

S

[ShareableObject structure](#) 23
shared objects
[content of](#) 24
[defining](#) 25
[referencing](#) 24
[shareable objects](#) 23
[specifying](#) 16
[SharedObject packet](#) 25
[SharedObject structure](#) 25
[SharedObjectContents structure](#) 24
[simple data types](#) 10
sort actions
[Action element](#) 35
[INTERACTION element](#) 31
[specifying for report](#) 31
[SQL Server versions supported](#) 9
[Stream packet](#) 11
[Stream structure](#) 11
[StreamHeader packet](#) 12
[StreamHeader structure](#) 12
[String data type](#) 10
[Structure packet](#) 13
[Structure structure](#) 13
[StructureHeader packet](#) 14
[StructureHeader structure](#) 14
structures
[examples](#) 43
RGDI stream ([section 2.1](#) 10, [section 2.2](#) 11)
[shared](#) 10
[simple data types](#) 10

T

toggle actions

[Action element](#) 35

[INTERACTION element](#) 31

[specifying for report](#) 31

[Tracking changes](#) 52

U

[Unicode characters](#) 9

[updates to this document](#) 52

[UseSharedObject packet](#) 24

[UseSharedObject structure](#) 24

UTF-16 encoding ([section 1.4](#) 9, [section 2.1.1.1](#) 10)

V

[Vertices element](#) 36

X

[XML elements](#) 29